

Amarnath Kamath & Associates Chartered Accountants

Auditors' Report

The Board of Directors
Strides Shasun Limited
Bangalore

We have audited the attached Balance sheet of **Arrow Pharmaceuticals Pty Ltd** a subsidiary of **Strides Shasun Limited (SSL)**, as at March 31, 2016 and the related Statement of Profit and Loss for the year ended on that date, annexed thereto, together referred to as 'Financial Statements'.

These Financials Statements have been prepared by the management of SSL based on the Management reporting package of the Company prepared under Australian Generally Accepted Accounting Principles.

Based on our audit and according to the additional information and explanations furnished to us, we report that:

- We have obtained all the information and explanations which to the best of our knowledge and belief were necessary for the purposes of our audit of the Financial Statements.
- These financial statements set out the information required in Schedule III of the Companies Act, 2013 for the purpose of consolidation of Group accounts.
- In our opinion, necessary adjustments have been made by the management of SAL to ensure that the Financial Statements:
 - comply with the Accounting Standards referred to in section 133 of the Indian Companies Act, 2013 and
 - are fit for consolidation into Strides Shasun Limited.

For Amarnath Kamath & Associates
Chartered Accountants

Date **May 12, 2016**
Place **Bangalore**

V. Narayanan
V. Narayanan, FCA - 219265

Partner, Firm Registration No. 000099S



'CAREWEL HOUSE', Muniswamappa Layout, 6th Cross, Opp. TOTAL Mall, Off HAL Airport Road,
Bangalore 560 017. Phone: 91 80 25264700

Chennai Branch: "Sri Ramanuja Bhavanam", Plot No. 28, VGP Selva Nagar II Main Road, Vellacherry,
Chennai - 600 042. Mobile - 7200002123 | Email: vn@amamathkamath.com


Arrow Pharmaceuticals Pty Ltd
BALANCE SHEET AS AT MARCH 31, 2016

	<u>Schedule</u>	<u>Mar-16</u> <u>AUD</u>	<u>Mar-16</u> <u>INR</u>
A . EQUITY AND LIABILITIES			
1. Shareholders' funds			
a) Share capital	1	43,843,300	2,224,521,355
b) Reserves and Surplus	2	4,328,799	219,634,623
		48,172,099	2,444,155,978
2. Share application money pending allotment			
		53,349,908	2,706,867,632
3. Minority Interest			
		-	-
4. Non Current Liabilities			
a) Long Term borrowing	3	57,898,947	2,937,676,748
b) Deferred Tax liabilities (Net)		479,820	24,345,111
c) Other Long Term Liabilities	4	-	-
d) Long Term Provisions	5	173,437	8,799,858
		58,552,204	2,970,821,716
5. Current Liabilities			
a) Short Term borrowing	6	-	-
b) Trade Payables	7	32,774,652	1,662,920,305
c) Other Current Liabilities	8	95,031,803	4,821,723,605
d) Short Term Provisions	9	2,983,912	151,397,741
		130,790,367	6,636,041,651
Total of Liabilities		290,864,578	14,757,886,978
B . ASSETS			
1 . NON CURRENT ASSETS			
a. Fixed Assets			
	10		
i) Tangible Assets		1,397,218	70,892,068
ii) Intangible Assets		128,239,549	6,506,618,222
iii) Capital Work in Progress		96,526,449	4,897,558,946
iv) Intangible Assets Under Development		-	-
v) Fixed Assets held for Sale		-	-
		226,163,216	11,475,069,236
b. Non Current Investments			
c. Deferred Tax Assets (Net)	11	13,998,657	710,263,848
d. Long Term Loans and Advances	12	-	-
e. Other Non Current Assets	13	1,964,010	99,649,939
	14	-	-
		15,962,667	809,913,787
2 . CURRENT ASSETS			
a Current investments	15		-
b Inventories	16	21,216,916	1,076,503,899
c Trade receivables	17	12,732,188	646,005,777
d Cash and cash equivalents	18	9,063,452	459,861,410
e Short-term loans and advances	19	5,726,140	290,532,870
f Other current assets	20	-	-
		48,738,696	2,472,903,955
Total of Assets		290,864,578	14,757,886,978

Date : 12-May-16
Place : Bangalore

As per our Report of even date
For Amarnath Kamath and Associates
Chartered Accountants

V. Narayanan, FCA-219265
Partner, FRN-000099S



Arrow Pharmaceuticals Pty Ltd
PROFIT & LOSS ACCOUNT

<u>Particulars</u>	<u>Schedule</u>	<u>For the period ended</u>	
		<u>Mar-16</u> <u>AUD</u>	<u>Mar-16</u> <u>INR</u>
A. CONTINUING OPERATIONS			
1. Revenue from Operations (Gross)	21	65,297,405	3,147,509,061
Less: Excise Duty	21	-	-
Revenue from Operations Net		65,297,405	3,147,509,061
2. Expenses			
a. Cost of Materials consumed	22.1	59,463,625	2,866,305,290
b. Purchases of Stock in Trade	22.2	-	-
c. Changes in inventories of finished goods, work-in-progress and stock-in-trade	22.3	-21,216,916	-1,022,711,944
d. Employee benefits expense	23	5,151,649	248,323,220
f. Other expenses	24	40,679,732	1,960,871,562
Total Expenses		84,078,090	4,052,788,127
3. Earnings before exceptional items, extraordinary items, interest, tax, depreciation and amortisation (EBITDA) (1 - 2)		-18,780,684	-905,279,067
4. Finance Cost	25	2,845,719	137,171,244
5. Depreciation and amortisation expense	10	2,712,359	130,742,944
6. Other Income	26	30,307,255	1,460,890,502
7. Profit / (Loss) before exceptional and extraordinary items and tax (3 - 4- 5 + 6)		5,968,492	287,697,247
8. Exceptional Items		-1,542,488	-74,352,036
8. Profit / (Loss) before tax (7 - 8)		7,510,980	362,049,284
9. Tax Expense			
a Current tax expense for current year		2,495,960	120,311,928
b (Less): MAT credit (where applicable)		-	-
c Current tax expense relating to prior years		-	-
d Net current tax expense		2,495,960	120,311,928
e Deferred tax		686,221	33,077,682
		3,182,181	153,389,610
10. Profit / (Loss) from continuing operations (11 + 12)		4,328,799	208,659,674

As per our Report of even date
For Amarnath Kamath and Associates
Chartered Accountants

Date : 12-May-16
Place : Bangalore


V. Narayanan, FCA-219265
Partner, FRN-000099S


Arrow Pharmaceuticals Pty Ltd

Schedules forming part of the Consolidated Balance Sheet

	<u>Mar-16</u> <u>AUD</u>	<u>Mar-16</u> <u>INR</u>
SCHEDULE 1		
SHARE CAPITAL		
1. Authorised		
a) Equity		-
b) Preference		-
2. Issued, subscribed and paid-up		
a) Equity	43,843,300	2,224,521,355
a) Preference	-	-
Total	43,843,300	2,224,521,355

SCHEDULE 2
RESERVES AND SURPLUS

1. General Reserve		
Opening Balance	-	-
Add: Exchange Gain/(Loss) on Opening Balance	-	-
Add: Transfer from Profit and loss account	-	-
Closing Balance	-	-
2. Capital Reserve		
Opening Balance	-	-
Add: Transfer from Profit and loss account	-	-
Closing Balance	-	-
3. Securities Premium Account		
Opening Balance	-	-
Add: Premium on Shares issued during the year	-	-
Add: Exchange Gain/(Loss) on Opening Balance	-	-
Less: Utilisation during the Year	-	-
Closing Balance	-	-
4. Profit & Loss Account		
Opening Balance	-	-
Add:		
Exchange Gain/(Loss) on Pre Acquisition Reserve Profit/(Loss) for the Year	4,328,799	208,659,674
Less:		
Proposed Dividend Equity Share Holders	-	-
Proposed Dividend Preference Share Holders	-	-
Tax on dividend	-	-
Transferred to :		
General Reserve	-	-
Capital Redemption reserve	-	-
Debenture Redemption reserve	-	-
Other reserves (Details)	-	-
Exchange Rate Difference on Appropriation	-	-
Closing Balance	4,328,799	208,659,674
5. Other Reserves (Please Specify and Link it from TB)	-	-
6. Exchange reserve (on consolidation)	-	10,974,949
Total	4,328,799	219,634,623



NON CURRENT LIABILITIES**Long Term Borrowings 3****Secured**

a)	Term Loans from Banks	57,898,947	2,937,676,748
b)	Term Loans From Financial institutions	-	-
c)	Loans and advances from related parties	-	-
d)	Deposits	-	-
e)	Long-term maturities of finance lease obligations	-	-
f)	Other loans and advances	-	-
		<u>57,898,947</u>	<u>2,937,676,748</u>

Unsecured

a)	Term Loans from Banks	-	-
b)	Term Loans From other parties	-	-
c)	Loans and advances from related parties	-	-
d)	Deposits	-	-
e)	Long-term maturities of finance lease obligations	-	-
f)	Other loans and advances	-	-
		<u>-</u>	<u>-</u>


Total		57,898,947	2,937,676,748
--------------	--	-------------------	----------------------

Other Long Term Liabilities 4

a)	Trade Payables:	-	-
b)	Others:		
	(i) Payables on purchase of fixed assets	-	-
	(ii) Contractually reimbursable expenses	-	-
	(iii) Interest accrued but not due on borrowings	-	-
	(iv) Interest accrued on trade payables	-	-
	(v) Interest accrued on others	-	-
	(vi) Trade / security deposits received	-	-
	(vii) Advances from customers	-	-
	(viii) Income received in advance (Unearned revenue)	-	-
	(ix) Others (specify nature)	-	-
	Total	<u>-</u>	<u>-</u>

Long Term Provisions 5

a)	Provision for employee benefits:		
	(i) Provision for compensated absences	173,437	8,799,858
	(ii) Provision for gratuity	-	-
	(iii) Provision for Deferred Employee Compensation	-	-
	(iv) Provision for other defined benefit plans	-	-
	(v) Provision for other employee benefits	-	-
b)	Provision - Others:		
	(i) Provision for expenses long term	-	-
	(ii) Other Long Term provisions	-	-
	(iii) Provision for warranty	-	-
	(iv) Provision for estimated losses on onerous contracts	-	-
	(v) Provision for other contingencies	-	-
	(vi) Provision - others (give details)	-	-
	Total	<u>173,437</u>	<u>8,799,858</u>



Short Term Borrowings 6

Secured			
a)	Loans repayable on demand from Banks	-	-
b)	Loans repayable on demand from Financial Institutions	-	-
c)	Loans and advances from related parties	-	-
d)	Deposits	-	-
f)	Other loans and advances	-	-
		<hr/>	<hr/>
Unsecured			
a)	Loans repayable on demand from Banks	-	-
b)	Loans repayable on demand from Other parties	-	-
c)	Loans and advances from related parties	-	-
d)	Deposits	-	-
f)	Other loans and advances	-	-
		<hr/>	<hr/>
	Total	-	-

Trade Payables 7

Acceptances		-
Other than Acceptances	32,774,652	1,662,920,305
	<hr/>	<hr/>
	32,774,652	1,662,920,305

Other Current Liabilities 8


(a) Current maturities of long-term debt	4,453,766	225,975,179
(b) Current maturities of finance lease obligations	-	-
(c) Interest accrued but not due on borrowings	286,631	14,543,076
(d) Interest accrued and due on borrowings	-	-
(e) Income received in advance (Unearned revenue)	-	-
(f) Unclaimed dividends	-	-
(g) Other payables		
(i) Statutory remittances	291,406	14,785,350
(ii) Payables on purchase of fixed assets	-	-
(iii) Contractually reimbursable expenses	-	-
(iv) Interest accrued on trade payables	-	-
(v) Interest accrued on others	-	-
(vi) Trade / security deposits received	-	-
(vii) Advances from customers	-	-
(viii) Others (specify nature)	90,000,000	4,566,420,000
	<hr/>	<hr/>
	95,031,803	4,821,723,605

Short Term Provisions 9

(a) Provision for employee benefits:		
(i) Provision for bonus	-	-
(ii) Provision for compensated absences	487,952	24,757,723
(iii) Provision for gratuity	-	-
(iv) Provision for post-employment medical benefits	-	-
(v) Provision for other defined benefit plans	-	-
(vi) Provision for other employee benefits (give details)	-	-
(b) Provision - Others:		
(i) Provision for tax (net of advance tax) (As at 31 Mar	2,495,960	126,640,018
(ii) Provision for premium payable on redemption of bonds	-	-
(iii) Provision for estimated loss on derivatives	-	-
(iv) Provision for warranty	-	-
(v) Provision for estimated losses on onerous contracts	-	-
(vi) Provision for other contingencies	-	-
(vii) Provision for proposed equity dividend	-	-
(viii) Provision for proposed preference dividend	-	-
(ix) Provision for tax on proposed dividends	-	-
(x) Provision - others (give details)	-	-
	<hr/>	<hr/>
	2,983,912	151,397,741

Amount due to Related companies 10

Intra Group Other Liabilities Elimination	-
Intra group loans payable	-
	<hr/>
	-



Arrow Pharmaceuticals Pty Ltd
Schedules forming part of the Consolidated Balance Sheet


Note 10
Fixed Assets & Intangible Assets

Particulars	GROSS BLOCK				DEPRECIATION/AMORTISATION				NET BLOCK		
	Year Beginning	Consolidation adjustment	Additions During	Deletions During	Year End	Consolidation adjustment	Additions During	Deletions During	Year End	CY Net Block	PY Net Block
Tangible Assets:											
Freehold Land	-	-	-	-	-	-	-	-	-	-	-
Leasehold Land	-	-	-	-	-	-	-	-	-	-	-
Buildings	-	-	1,292,805	-	1,292,805	-	103,357	-	103,357	1,189,448	-
Furniture & Fixtures	-	-	2,616	-	2,616	-	126	-	126	2,490	-
Office Equipments & Computers	-	-	245,099	-	245,099	-	39,818	-	39,818	205,281	-
Plant & Machinery	-	-	-	-	-	-	-	-	-	-	-
Motor Vehicles	-	-	-	-	-	-	-	-	-	-	-
Intangible Assets:											
Registrations & Brands	-	-	130,724,277	-	130,724,277	-	2,560,713	-	2,560,713	128,163,564	-
Goodwill	-	-	-	-	-	-	8,345	-	8,345	75,985	-
Software Licences	-	-	84,329	-	84,329	-	-	-	-	-	-
Total	-	-	132,349,126	-	132,349,126	-	2,712,359	-	2,712,359	129,636,767	-
Capital work in Progress	-	-	96,526,449	-	96,526,449	-	-	-	-	96,526,449	-
Intangible assets under development	-	-	-	-	-	-	-	-	-	-	-
Grand Total	-	-	228,875,675	-	228,875,675	-	2,712,359	-	2,712,359	226,163,216	-
Previous year	-	-	-	-	-	-	-	-	-	-	-

INR
Schedules forming part of the Consolidated Balance Sheet

Note 10
Fixed Assets & Intangible Assets

Particulars	GROSS BLOCK				DEPRECIATION/AMORTISATION				NET BLOCK		
	Year Beginning	Consolidation adjustment	Additions During	Deletions During	Year End	Consolidation adjustment	Additions During	Deletions During	Year End	CY Net Block	PY Net Block
Tangible Assets:											
Freehold Land	-	-	-	-	-	-	-	-	-	-	-
Leasehold Land	-	-	-	-	-	-	-	-	-	-	-
Buildings	-	-	65,594,339	-	65,594,339	-	4,962,084	-	5,244,129	60,350,210	-
Furniture & Fixtures	-	-	132,727	-	132,727	-	6,080	-	6,400	126,327	-
Office Equipments & Computers	-	-	12,435,830	-	12,435,830	-	1,919,347	-	2,020,299	10,415,530	-
Plant & Machinery	-	-	-	-	-	-	-	-	-	-	-
Motor Vehicles	-	-	-	-	-	-	-	-	-	-	-
Intangible Assets:											
Registrations & Brands	-	-	6,632,688,378	-	6,632,688,378	-	123,433,198	-	129,925,459	6,502,762,919	-
Goodwill	-	-	-	-	-	-	6,492,261	-	6,492,261	3,855,304	-
Software Licences	-	-	4,278,695	-	4,278,695	-	21,157	-	423,392	3,855,304	-
Total	-	-	6,715,129,969	-	6,715,129,969	-	130,742,944	-	137,619,679	6,577,510,290	-
Capital work in Progress	-	-	4,897,558,946	-	4,897,558,946	-	-	-	-	4,897,558,946	-
Intangible assets under development	-	-	-	-	-	-	-	-	-	-	-
Grand Total	-	-	11,612,688,914	-	11,612,688,914	-	130,742,944	-	137,619,679	11,475,069,236	-
Previous year	-	-	-	-	-	-	-	-	-	-	-



1 . NON CURRENT ASSETS
Long Term Loans and Advances 13


(a) Capital advances		
Secured, considered good	-	-
Unsecured, considered good	-	-
Doubtful	-	-
Less: Provision for doubtful advances	-	-
	<hr/>	<hr/>
(b) Security deposits		
Secured, considered good	-	-
Unsecured, considered good	-	-
Doubtful	-	-
Less: Provision for doubtful deposits	-	-
	<hr/>	<hr/>
(c) Loans and advances to related parties		
Secured, considered good	-	-
Unsecured, considered good	-	-
Doubtful	-	-
Less: Provision for doubtful loans and advances	-	-
	<hr/>	<hr/>
(d) Loans and advances to employees		
Secured, considered good	-	-
Unsecured, considered good	-	-
Doubtful	-	-
Less: Provision for doubtful loans and advances	-	-
	<hr/>	<hr/>
(e) Prepaid expenses - Unsecured, considered good	1,964,010	99,649,939
		Contd..

1 . NON CURRENT ASSETS
Long Term Loans and Advances 13

(f) Advance income tax (net of provisions)	-	-
(h) Balances with government authorities		
Unsecured, considered good		
(i) CENVAT credit receivable	-	-
(ii) VAT credit receivable	-	-
(iii) Service Tax credit receivable	-	-
(iv) Others	-	-
(i) Other loans and advances (specify nature)		
Secured, considered good	-	-
Unsecured, considered good	-	-
Doubtful	-	-
Less: Provision for other doubtful loans and advances	-	-
	<hr/>	<hr/>
Total	1,964,010	99,649,939

Other Non Current Assets 14

(a) Long-term trade receivables		
Secured, considered good	-	-
Unsecured, considered good	-	-
Doubtful	-	-
Less: Provision for doubtful trade receivables	-	-
	<hr/>	<hr/>
(b) Unamortised expenses		
(i) Ancillary borrowing costs	-	-
(ii) Share issue expenses (where applicable)	-	-
(iii) Discount on shares (where applicable)	-	-
(c) Accruals		
(i) Interest accrued on deposits	-	-
(ii) Interest accrued on investments	-	-
(iii) Interest accrued on trade receivables	-	-
(d) Others		
(i) Insurance claims	-	-
(ii) Receivables on sale of fixed assets	-	-
(iii) Contractually reimbursable expenses	-	-
(iv) Others (specify nature)	-	-
	<hr/>	<hr/>



2 . CURRENT ASSETS

Inventories 16

(a) Raw materials	-	-
Goods-in-transit	-	-
(b) Work-in-progress	-	-
Goods-in-transit	-	-
(c) Finished goods (other than those acquired for trading)	3,171,088	160,894,684
Goods-in-transit	104,295	5,291,710
(d) Stock-in-trade (acquired for trading)	17,941,533	910,317,505
Goods-in-transit	-	-
(e) Stores and spares	-	-
Goods-in-transit	-	-
(f) Loose tools	-	-
Goods-in-transit	-	-
(g) Others (Specify nature)	-	-
Goods-in-transit	-	-
	<u>21,216,916</u>	<u>1,076,503,899</u>

Trade Receivables 17

Trade receivables outstanding for a period exceeding six months from the date they were due for payment		
Secured, considered good	-	-
Unsecured, considered good	-	-
Doubtful	-	-
Less: Provision for doubtful trade receivables	-	-
	<u>-</u>	<u>-</u>
Other Trade receivables		
Secured, considered good	-	-
Unsecured, considered good	12,732,188	646,005,777
Doubtful	-	-
Less: Provision for doubtful trade receivables	-	-
	<u>12,732,188</u>	<u>646,005,777</u>
Total	<u>12,732,188</u>	<u>646,005,777</u>

Cash and Bank Balances 18


Cash and Cash Equivalents

(a) Cash on hand	-	-
(b) Cheques, drafts on hand	-	-
(c) Balances with banks		
(i) In current accounts	7,684,013	389,871,461
(ii) In EEFC accounts	-	-
(iii) In deposit accounts	1,379,438	69,989,949
(iv) In earmarked accounts		
- Unpaid dividend accounts	-	-
- Unpaid matured deposits	-	-
- Unpaid matured debentures	-	-
- Share application money received for allotment of securities and due for refund	-	-
- Other earmarked accounts	-	-
(d) Others (specify nature)	-	-

Bank Balances

- Balances held as margin money or security against borro	-	-
---	---	---

Total	<u>9,063,452</u>	<u>459,861,410</u>
--------------	------------------	--------------------




Short Term Loans and Advances 19

(a) Security deposits		
Secured, considered good	-	-
Unsecured, considered good	-	-
Doubtful	-	-
Less: Provision for doubtful deposits	-	-
	<u>-</u>	<u>-</u>
(b) Loans and advances to related parties		
Secured, considered good	-	-
Unsecured, considered good	-3,182,355	-161,466,333
Doubtful	-	-
Less: Provision for doubtful loans and advances	-	-
	<u>-3,182,355</u>	<u>-161,466,333</u>
(d) Loans and advances to employees		
Secured, considered good	-	-
Unsecured, considered good	-	-
Doubtful	-	-
Less: Provision for doubtful loans and advances	-	-
	<u>-</u>	<u>-</u>
(e) Prepaid expenses - Unsecured, considered good	1,287,600	65,330,237
(f) Advance income tax (net of provisions)	-	-
(h) Balances with government authorities		
Unsecured, considered good		
(i) CENVAT credit receivable	-	-
(ii) VAT credit receivable	-	-
(iii) Service Tax credit receivable	-	-
(iv) Others	596,739	30,277,330
(i) Other loans and advances (specify nature)		
Secured, considered good	-	-
Unsecured, considered good	7,024,156	356,391,636
Doubtful	-	-
Less: Provision for other doubtful loans and advances	-	-
	<u>7,024,156</u>	<u>356,391,636</u>
Total	<u>5,726,140</u>	<u>290,532,870</u>

Other Current Assets 20

(a) Unbilled Revenue	-	-
(b) Unamortised expenses		
(i) Ancillary borrowing costs	-	-
(ii) Share issue expenses (where applicable)	-	-
(iii) Discount on shares (where applicable)	-	-
(iv) Other Deferred Expenses	-	-
(c) Accruals		
(i) Interest accrued but not received /Interest receivable	-	-
(ii) Interest accrued on investments	-	-
(iii) Interest accrued on trade receivables	-	-
(d) Others		
(i) Insurance claims	-	-
(ii) Receivables on sale of fixed assets	-	-
(iii) Contractually reimbursable expenses	-	-
(iv) Others (specify nature)	-	-
	<u>-</u>	<u>-</u>



Arrow Pharmaceuticals Pty Ltd

Schedules forming part of the Consolidated Profit & Loss account


	For the year ended	
	31-Mar-16	31-Mar-16
	AUD	INR
<u>Revenue From Operations 21</u>		
Sale of products	65,297,405	3,147,509,061
Sale of Services		-
Other Operating Revenue		-
Less: Excise duty		-
Revenue from Operations	65,297,405	3,147,509,061
<u>Other Income 26</u>		
Exchange fluctuation gain (net)	30,274,697	1,459,321,127
Dividend Income	-	-
Net gain on sale of Investments	-	-
Profit on Sale / Disposal of assets	-	-
Other Non Operating Income	32,558	1,569,375
Total	30,307,255	1,460,890,502

Cost Of Materials Consumed 22.1

Cost of Materials Consumed		
Opening stock		-
Opening stock - Exchange Differentials		-
Purchases	59,463,625	2,866,305,290
Closing stock	-	-
Closing stock - Exchange Differential		-
Total	59,463,625	2,866,305,290

INCREASE / (DECREASE) IN STOCK 22.3

i)	Opening stock		
	Work in process		
	Stock In Trade		
	Finished goods		
		-	-
ii)	Closing stock		
	Work in process	-	-
	Stock In Trade	17,941,533	910,317,505
	Finished goods	3,275,383	166,186,394
		21,216,916	1,076,503,899
iii)	Exchange Rate Difference on the Stock Items		58,791,955
	Total	-21,216,916	1,022,711,944



Employee Benefit Expenses 23

Salaries and wages	4,528,987	218,309,273
Contribution to provident and other funds	400,408	19,300,740
Expense on employee stock option (ESOP) scheme	-	-
Staff welfare expenses	222,253	10,713,206
Total	5,151,649	248,323,220

Other Expenses 24

Power, fuel & water	13,675	659,181
Consumables	-	-
Conversion & Processing charges	345,631	16,660,332
Excise duty paid	-	-
Freight & forwarding	4,967,229	239,433,684
Rent	382,671	18,445,762
Rates & taxes	592,268	28,548,901
Communication charges	177,950	8,577,640
Repairs & maintenance		
- Buildings	-	-
- Machinery	-	-
- Others	17,524	844,707
Insurance	77,890	3,754,489
Travelling & conveyance	510,505	24,607,685
Advertisement & Selling expenses	703,038	33,888,316
Commission on sales	174,270	8,400,302
Legal and Professional fees	2,041,038	98,383,457
Other expenses	369,658	17,818,515
Cost of product rights transferred	-	-
Provision for doubtful debts	-	-
Exchange fluctuation Loss	30,306,385	1,460,848,590
Total	40,679,732	1,960,871,562

Finance Cost 25

Interest Income

- -

Finance Cost 26

Bank charges & commission	43,633	2,103,243
Interest on Borrowings	2,585,941	124,649,242
Interest on Trade Payable	-	-
Other Interest Cost	216,145	10,418,759
Other Borrowing Cost	-	-
Total	2,845,719	137,171,244

