

(I)(a) Statement showing Shareholding Pattern


Name of the Company : Strides Arcolab Limited		Period Ending: 19 September 2014 - POST ARRANGEMENT
Scrip Code: BSE - 532531 & NSE - STAR		Class of Security - Equity
Name of the Scrip : BSE - Strides Arco :: NSE - Strides Arcolab Limited		

Partly paid-up shares :-	No. of partly paid-up shares	As a % of total no. of partly paid-up shares	As a % of total no. of shares of the Company
Held by Promoter/ Promoter Group	-	-	-
Held by Public	-	-	-
Total	-	-	-
Outstanding Convertible Securities	No. of outstanding securities	As a % of total no. of outstanding convertible securities	As a % of total no. of shares of the Company assuming full conversion of the convertible securities
Held by Promoter/ Promoter Group	-	-	-
Held by Public	-	-	-
Total	-	-	-
Warrants	No. of warrants	As a % of total no. of warrants	As a % of total no. of shares of the Company assuming full conversion of warrants
Held by Promoter/ Promoter Group *	22,18,750	100.00	-
Held by Public	-	-	-
Total	22,18,750	100.00	-
Total paid-up capital of the Company assuming full conversion of warrants and convertible securities	8,05,73,075	Equity Shares of Rs. 10/- each	-




\* : Outstanding warrants issued by Transferor Company to Sequent Scientific Limited, a promoter group entity, is 71 Lac warrants. In terms of the Scheme of Amalgamation, number of shares to be allotted on conversion of outstanding warrants in proportion to the exchange ratio in the Scheme is 5 shares of Strides Arcolab for every 16 shares of Shasun Pharmaceuticals, which works out 22,18,750 shares of Rs. 10/- each.

Category Code	Category of Shareholder	No. of shareholders	Total No. of shares	No. of shares held in dematerialized form	Total shareholding as a percentage		Shares Pledged or otherwise	As a percentage (IX) = (VIII) / (IV) * 100
					As a percentage of (A+B)	As a percentage of (A+B+C)		
(I)	(II)	(III)	(IV)	(V)	(VI)	(VII)	(VIII)	(IX)
(A)	Shareholding of Promoter and Promoter Group							
(1)	Indian							
(a)	Individuals/ Hindu Undivided Family	44	84,56,612	84,56,612	10.79	10.79	12,35,000	14.60
(b)	Central Government / State Government (s)	-	-	-	-	-	-	-
(c)	Bodies Corporate	8	1,70,48,269	1,70,48,269	21.76	21.76	18,76,667	11.01
(d)	Financial Institutions / Banks	-	-	-	-	-	-	-
(e)	Any Other (specify)	-	-	-	-	-	-	-
	Sub-Total (A)(1)	52	2,55,04,882	2,55,04,882	32.55	32.55	31,11,667	12.20
(2)	Foreign							
(a)	Individuals (Non-Resident Individuals/ Foreign Individuals)	-	-	-	-	-	-	-
(b)	Bodies Corporate	-	-	-	-	-	-	-
(c)	Institutions	-	-	-	-	-	-	-
(d)	Qualified Foreign Investor	-	-	-	-	-	-	-
(e)	Any Other (specify)	-	-	-	-	-	-	-
	Sub-Total (A)(2)	-	-	-	-	-	-	-
	Total Shareholding of Promoter and Promoter Group (A) = (A)(1)+(A)(2)	52	2,55,04,882	2,55,04,882	32.55	32.55	31,11,667	12.20
(B)	Public Shareholding							
(1)	Institutions							
(a)	Mutual Funds / UTI	46	44,91,773	44,90,986	5.73	5.73	--	--
(b)	Financial Institutions / Banks	12	45,973	44,922	0.06	0.06	--	--
(c)	Central Government / State Government (s)	-	-	-	-	-	--	--
(d)	Veture Capital Funds	-	-	-	-	-	--	--
(e)	Insurance Companies	2	6,03,023	7,12,695	0.77	0.77	--	--
(f)	Foreign Institutional Investors	109	2,45,87,972	2,51,22,275	31.38	31.38	--	--
(g)	Foreign Venture Capital Investors	1	20,55,921	20,55,921	2.62	2.62	--	--




(h)	Qualified Foreign Investor - Corporate	3	97,263	97,263	0.12	0.12	--	--
(i)	Any Other (specify)	-	-	-	-	-	--	--
	<b>Sub-Total (B)(1)</b>	<b>173</b>	<b>3,18,81,925</b>	<b>3,25,24,062</b>	<b>40.69</b>	<b>40.69</b>	<b>NA</b>	<b>NA</b>
(2)	<b>Non-institutions</b>							
(a)	Bodies Corporate	1,666	39,21,339	39,11,306	5.00	5.00	--	--
(b)	Individuals - (i) Individual shareholders holding nominal sharecapital up to Rs.1 lakh.	65,977	70,29,745	67,18,976	8.97	8.97	--	--
	(ii) Individual shareholders holding nominal share capital in excess of Rs.1 lakh	200	69,66,574	52,45,890	8.89	8.89	--	--
(c)	<b>Any Other (specify)</b>				-	-		
(ci)	Non Resident Indians	1,573	19,31,392	18,84,888	2.46	2.46	--	--
(cii)	HUF	1,023	2,02,954	2,02,954	0.26	0.26	--	--
(ciii)	Directors	5	2,90,750	2,90,750	0.37	0.37	--	--
(civ)	Trust	4	1,569	1,475	0.00	0.00	--	--
(cv)	Clearing Members	506	3,20,341	3,20,341	0.41	0.41	--	--
(cvi)	Foreign Nationals	1	80,000	80,000	0.10	0.10		
(cvii)	Foreign Companies/ Overseas Corporate Bodies	2	21,005	21,005	0.03	0.03	--	--
(cviii)	Qualified Foreign Investor - Individual	1	5,000	5,000	0.01	0.01	--	--
(cix)	Corporate CM/ TM - Client Margin A/c	36	70,984	70,984	0.09	0.09	--	--
(cx)	Corporate CM/ TM - Client Beneficiary A/C	119	1,23,948	1,23,948	0.16	0.16	--	--
(cxi)	Individual CM/ TM - Client Beneficiary A/c	7	247	247	0.00	0.00	--	--
(cxii)	LLP	1	1,671	1,671	0.00	0.00	--	--
	<b>Sub-Total (B)(2)</b>	<b>71,121</b>	<b>2,09,67,519</b>	<b>1,88,79,434</b>	<b>26.76</b>	<b>26.76</b>	<b>NA</b>	<b>NA</b>
	<b>Total Public Shareholding (B)=(B)(1)+(B)(2)</b>	<b>71,294</b>	<b>5,28,49,444</b>	<b>5,14,03,496</b>	<b>67.45</b>	<b>67.45</b>		
	<b>TOTAL (A)+(B)</b>	<b>71,346</b>	<b>7,83,54,325</b>	<b>7,69,08,378</b>	<b>100.00</b>	<b>100.00</b>	<b>31,11,667</b>	<b>3.97</b>
	<b>Shares held by Custodians and against</b>							
(C)	<b>which Depository Receipts have been issued</b>							
1	Promoter and Promoter Group	-	-	-	-	-	-	-
2	Public	-	-	-	-	-	-	-
	<b>TOTAL (C)</b>	<b>-</b>	<b>-</b>	<b>-</b>	<b>-</b>	<b>-</b>	<b>-</b>	<b>-</b>
	<b>GRAND TOTAL (A)+(B)+(C)</b>	<b>71,346</b>	<b>7,83,54,325</b>	<b>7,69,08,378</b>	<b>100.00</b>	<b>100.00</b>	<b>31,11,667</b>	<b>3.97</b>



(1)(b) Statement showing holding of Securities (including shares, warrants, convertible securities) of persons belonging to the category "Promoter and Promoter Group."

Sl No.	Name of the shareholder	Details of Shares Held			Encumbered shares (*)			Details of Warrants			Details of Convertible Securities		Total Shares (including underlying shares assuming full conversion of warrants and convertible securities) as a % of diluted share capital
		Number of shares held	As a % of grand total (A)+(B)+(C)	Pledge Shares	As a Percentage (V)=(V)/(III) *100	As a % of grand total (A)+(B)+(C) of sub-clause(I)(a)	Number of Warrants held	As a % of total number of warrants of the same class	Number of convertible securities held	As a % of total number of convertible securities of the same class			
(I)	(II)	(III)	(IV)	(V)	(VI)=(V)/(III) *100	(VII)	(VIII)	(IX)	(X)	(XI)	(XII)		
1	PRONOMZ VENTURES LLP	1,29,31,572	16.50	17,06,167	13.19	2.18	-	-	-	-	16.05		
2	ARUN KUMAR	6,70,797	0.86	-	-	-	-	-	-	-	0.83		
3	K R RAVISHANKAR	12,55,594	1.60	-	-	-	-	-	-	-	1.56		
4	AGNUS HOLDINGS PVT LTD	1,20,816	0.15	1,10,500	91.46	0.14	-	-	-	-	0.15		
5	CHAYADEEP PROPERTIES PVT LTD	4,76,148	0.61	60,000	12.60	0.08	-	-	-	-	0.59		
6	TRIUMPH VENTURE HOLDINGS LLP	35,938	0.05	-	-	-	-	-	-	-	0.04		
7	AGNUS CAPITAL LLP	20,000	0.03	-	-	-	-	-	-	-	0.02		
8	PADMA KUMAR	1,71,485	0.22	-	-	-	-	-	-	-	0.21		
9	DEEPA ARUN KUMAR	2,01,000	0.26	-	-	-	-	-	-	-	0.25		
10	TARINI ARUN KUMAR	2,00,000	0.26	-	-	-	-	-	-	-	0.25		
11	ADITYA ARUN KUMAR	2,00,000	0.26	-	-	-	-	-	-	-	0.25		
12	VINEETHA MOHANAKUMAR PILLAI	1,75,000	0.22	-	-	-	-	-	-	-	0.22		
13	K R LAKSHMEVI	1,30,365	0.17	-	-	-	-	-	-	-	0.16		
14	RAJESWARI AMMA	93,760	0.12	-	-	-	-	-	-	-	0.12		
15	SAJITHA PILLAI	80,000	0.10	-	-	-	-	-	-	-	0.10		
16	GAYATRI NAIR	33,000	0.04	-	-	-	-	-	-	-	0.04		
17	LAKSHMI GOPALAKRISHNAN	50,000	0.06	-	-	-	-	-	-	-	0.06		
18	HEMALATHA PILLAI	48,000	0.06	-	-	-	-	-	-	-	0.06		
19	RAJITHA GOPALAKRISHNAN	45,000	0.06	-	-	-	-	-	-	-	0.06		
20	G PURUSHOTHAMAN PILLAI	33,013	0.04	-	-	-	-	-	-	-	0.04		
21	RAHUL NAIR	20,000	0.03	-	-	-	-	-	-	-	0.02		
22	VIMAL KUMAR	6,07,917	0.78	18,750	3.08	0.02	-	-	-	-	0.75		
23	LEELA V	4,26,947	0.54	15,625	3.66	0.02	-	-	-	-	0.53		
24	USHA A	4,19,845	0.54	31,250	7.44	0.04	-	-	-	-	0.52		
25	ABHAYA KUMAR S	4,19,141	0.53	4,18,750	99.91	0.53	-	-	-	-	0.52		
26	DEEPAK A	4,10,813	0.52	2,21,875	54.01	0.28	-	-	-	-	0.51		
27	NITIN KUMAR V	2,96,256	-	-	-	-	-	-	-	-	0.37		
28	JITESH D	3,64,125	0.46	1,56,250	42.91	0.20	-	-	-	-	0.45		
29	CHAITANYA D	3,31,989	-	-	-	-	-	-	-	-	0.41		
30	JATIN V	2,52,188	-	-	-	-	-	-	-	-	0.31		
31	MAYURA	2,18,143	-	-	-	-	-	-	-	-	0.27		







(1)(C)(i)

Statement showing holding of securities (including shares, warrants, convertible securities) of persons belonging to the category "Public" and holding more than 1% of the total number of shares

Sl No.	Name of the shareholder	No. of Shares	Shares as a percentage of total no. of shares i.e., Grand Total (A)+(B)+(C) indicated in Statement at para (I)(a) above)	Details of Warrants		Details of Convertible Securities		Total Shares (including underlying shares assuming full conversion of warrants and convertible securities) as a % of diluted share capital
				Number of Warrants held	As a % of total number of warrants of the same class	Number of convertible securities held	As a % of total number of convertible securities of the same class	
1	MORGAN STANLEY ASIA (SINGAPORE) PTE	65,35,527	8.34	-	-	-	-	8.11
2	DB INTERNATIONAL (ASIA) LTD	36,47,021	4.65	-	-	-	-	4.53
3	SATPAL KHATTAR	15,60,032	1.99	-	-	-	-	1.94
4	LAXMI SHIVANAND MANKEKAR	13,09,778	1.67	-	-	-	-	1.63
5	DVI FUND MAURITIUS LTD	12,65,345	1.61	-	-	-	-	1.57
6	GOLDMAN SACHS INVESTMENTS (MAURITIUS) ILTD	11,36,113	1.45	-	-	-	-	1.41
7	MACQUARIE BANK LIMITED	11,01,363	1.41	-	-	-	-	1.37
8	ELARA INDIA OPPORTUNITIES FUND LIMEED	9,51,000	1.21	-	-	-	-	1.18
9	ROUTE ONE INVESTMENT COMPANY, L.P. A/C ROUTE ONE FUND I, L. P	8,85,362	1.13	-	-	-	-	1.10
10	SHIVANAND SHANKAR MANKEKAR	17,47,321	2.23	-	-	-	-	2.17
11	BROOKDALE INDIA VALUE FUND LIMITED	8,74,084	1.12	-	-	-	-	1.08
12	HDFC TRUSTEE COMPANY LTD - A/C HDFC MID - CAPOPORTUNITIES FUND	8,50,000	1.08	-	-	-	-	1.05
13	SBI MAGNUM MIDCAP FUND	7,98,485	1.02	-	-	-	-	0.99
	<b>TOTAL</b>	<b>2,26,61,431</b>	<b>28.92</b>	-	-	-	-	<b>28.13</b>

I(C) (ii)

Statement showing holding of securities (including shares, warrants, convertible securities) of persons (together with PAC) belonging to the category "Public" and holding more than 5% of the total number of shares of the company

Sl No.	Name of the shareholder	No. of Shares	Shares as a percentage of total no. of shares i.e., Grand Total (A)+(B)+(C) indicated in Statement at para (I)(a) above)	Details of Warrants		Details of Convertible Securities		Total Shares (including underlying shares assuming full conversion of warrants and convertible securities) as a % of diluted share capital
				Number of Warrants held	As a % of total number of warrants of the same class	Number of convertible securities held	As a % of total number of convertible securities of the same class	
1	MORGAN STANLEY ASIA (SINGAPORE) PTE	65,35,527	8.34	-	-	-	-	8.11
	<b>TOTAL</b>	<b>65,35,527</b>	<b>8.34</b>	-	-	-	-	<b>8.11</b>



(1)(d) Statement showing details of locked-in shares \*\*\*

SL No	Name of the shareholder	Category of Shareholders (Promoters/ Public)	No. of locked-in shares	Locked-in shares as a percentage of total no. of shares i.e., Grand Total (A)+(B)+(C) indicated in Statement at para (1)(a) above)
1	SEQUENT SCIENTIFIC LIMITED	PROMOTERS	10,93,750	1.36
2	MAYUR A	PROMOTERS	2,17,969	0.27
3	SHASUN LEASING AND FINANCE (P) LIMITED	PROMOTERS	93,750	0.12
4	VIMAL KUMAR	PROMOTERS	71,094	0.09
5	DEVENDRA ESTATES PRIVATE LIMITED	PROMOTERS	39,063	0.05
6	NITIN KUMAR V	PROMOTERS	15,625	0.02
7	JATIN V	PROMOTERS	15,625	0.02
	<b>TOTAL</b>		<b>15,46,875</b>	<b>1.92</b>

\*\*\* No. of locked-in shares is arrived at based in proportion of the exchange ratio in the Scheme of Amalgamation i.e., 5 shares of Strides for every 16 shares of Shasun

(11)(a) Statement showing details of Depository Receipts (DRs)

SI No.	Type of outstanding DR (ADRs, GDRs, SDRs, etc.)	No. of outstanding DRs	No. of shares underlying outstanding DRs	Shares underlying outstanding DRs as a percentage of total no. of shares i.e., Grand Total (A)+(B)+(C) indicated in Statement at para (1)(a) above)

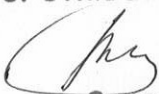
- N A -

(11)(b) Statement showing Holding of Depository Receipts (DRs), where underlying shares are in excess of 1% of the total number of shares

SI No.	Name of the DR Holders	Type of outstanding DR (ADRs, GDRs, SDRs, etc.)	No. of shares underlying outstanding DRs	Shares underlying outstanding DRs as a percentage of total no. of shares i.e., Grand Total (A)+(B)+(C) indicated in Statement at para (1)(a) above)

- N A -

For STRIDES ARCOLAB LIMITED



Company Secretary