



# Amarnath Kamath & Associates Chartered Accountants

## Auditors' Report

The Board of Directors  
Strides Arcolab Limited  
Bangalore

We have examined the attached Balance sheet of **Strides Pharma Asia Pte Limited** a subsidiary of **Strides Arcolab Limited (SAL)**, as at March 31, 2015 and the related Statement of Profit and Loss for the year ended on that date, annexed thereto, together referred to as 'Financial Statements'.

These Financial Statements have been prepared by the management of SAL based on the Management reporting package of the Company prepared under Singapore Generally Accepted Accounting Principles.

Based on the above examination and according to the additional information and explanations furnished to us, we report that:

- We have obtained all the information and explanations which to the best of our knowledge and belief were necessary for the purposes of our examination of the Financial Statements.
- These financial statements mainly set out the information required in Schedule III of the Companies Act, 2013 for the purpose of consolidation of Group accounts.
- In our opinion, necessary adjustments have been made by the management of SAL to ensure that the Financial Statements:
  - comply with the Accounting Standards referred to in Section 133 of the Indian Companies Act, 2013 and
  - are fit for consolidation into Strides Arcolab Limited.

**For Amarnath Kamath & Associates**  
**Chartered Accountants**  
(Firm Registration No. 000099S)



**Sudhakar S. Prabhu**  
**Partner**

Date:  
Place: **Bangalore**

**M.No:024015**

'CAREWELHOUSE', Muniswamappa Layout, 6<sup>th</sup> Cross, Opp. TOTAL Mall, Off HALA Airport Road,  
Bangalore 560017. Phone: 918025264700

**Chennai Branch: 3A, Sree Apartments, 508, TTK Road, Alwarpet, Chennai –  
600018 Phone: 04442031748 – Email: [vn@amarnathkamath.com](mailto:vn@amarnathkamath.com)**

**Strides Pharma Asia Pte Ltd Singapore**  
**BALANCE SHEET AS AT MARCH 31, 2015**

	<u>Schedule</u>	<u>Mar-15</u> <u>USD</u>	<u>Mar-14</u> <u>USD</u>	<u>Mar-15</u> <u>INR</u>	<u>Mar-14</u> <u>INR</u>
<b>A . EQUITY AND LIABILITIES</b>					
<b>1. Shareholders' funds</b>					
a) Share capital	1	8,802,641.10	7,302,756.10	550,165,068.75	436,120,594.29
b) Reserves and Surplus	2	(7,260,073.00)	(110,217,228.00)	(453,754,562.50)	(6,582,172,856.16)
		<u>1,542,568.10</u>	<u>(102,914,471.90)</u>	<u>96,410,506.25</u>	<u>(6,146,052,261.87)</u>
<b>2. Share application money pending allotment</b>		18,300,115.00	23,398,000.00	1,143,757,187.50	1,397,328,560.00
<b>3. Minority Interest</b>		-	-	-	-
<b>4. Non Current Liabilities</b>					
a) Long Term borrowing	3	-	-	-	-
b) Deferred Tax liabilities (Net)		-	-	-	-
c) Other Long Term Liabilities	4	-	-	-	-
d) Long Term Provisions	5	-	-	-	-
		<u>-</u>	<u>-</u>	<u>-</u>	<u>-</u>
<b>5. Current Liabilities</b>					
a) Short Term borrowing	6	-	-	-	-
b) Trade Payables	7	1,737,766.69	311,689.05	108,610,418.13	18,614,070.10
c) Other Current Liabilities	8	85,616,842.62	82,979,040.38	5,351,052,663.75	4,955,508,291.76
d) Short Term Provisions	9	50,991.21	169,114.85	3,186,950.63	10,099,539.05
		<u>87,405,600.52</u>	<u>83,459,844.29</u>	<u>5,462,850,032.50</u>	<u>4,984,221,900.92</u>
<b>Total of Liabilities</b>		<u>107,248,283.62</u>	<u>3,943,372.39</u>	<u>6,703,017,726.25</u>	<u>235,498,199.06</u>
<b>B . ASSETS</b>					
<b>1 . NON CURRENT ASSETS</b>					
<b>a. Fixed Assets</b>					
i) Tangible Assets	10	-	-	-	-
ii) Intangible Assets		-	-	-	-
iii) Capital Work in Progress		-	-	-	-
iv) Intangible Assets Under Development		-	-	-	-
v) Fixed Assets held for Sale		-	-	-	-
		<u>-</u>	<u>-</u>	<u>-</u>	<u>-</u>
<b>b. Non Current Investments</b>	11	394,500.00	394,500.00	24,656,250.00	23,559,540.00
c. Deferred Tax Assets (Net)	12	-	-	-	-
d. Long Term Loans and Advances	13	-	-	-	-
e. Other Non Current Assets	14	-	-	-	-
		<u>394,500.00</u>	<u>394,500.00</u>	<u>24,656,250.00</u>	<u>23,559,540.00</u>
<b>2 . CURRENT ASSETS</b>					
a Current investments	15	-	-	-	-
b Inventories	16	-	-	-	-
c Trade receivables	17	-	-	-	-
d Cash and cash equivalents	18	2,695,049.61	499,018.03	168,440,600.63	29,801,356.47
e Short-term loans and advances	19	104,158,734.01	3,049,854.36	6,509,920,875.63	182,137,302.58
f Other current assets	20	-	-	-	-
		<u>106,853,783.62</u>	<u>3,548,872.39</u>	<u>6,678,361,476.25</u>	<u>211,938,659.06</u>
<b>Total of Assets</b>		<u>107,248,283.62</u>	<u>3,943,372.39</u>	<u>6,703,017,726.25</u>	<u>235,498,199.06</u>

For Amarnath Kamath & Associates  
Chartered Accountants  
(Firm Registration No. 000099S)



Sudhakar S. Prabhu  
Partner  
M.No:024015

Place: **Bangalore**  
Date:

Strides Pharma Asia Pte Ltd Singapore  
PROFIT & LOSS ACCOUNT


Particulars	Schedule	For the period ended			
		Mar-15 USD	Mar-14 USD	Mar-15 INR	Mar-14 INR
<b>A . CONTINUING OPERATIONS</b>					
1. Revenue from Operations (Gross)	21	-	3,086,285.31	-	181,273,666.64
Less: Excise Duty	21	-	-	-	-
<b>Revenue from Operations Net</b>		-	<b>3,086,285.31</b>	-	<b>181,273,666.64</b>
<b>2. Expenses</b>					
a. Cost of Materials consumed	22.1	-	2,704,178.20	-	158,830,519.42
b. Purchases of Stock in Trade	22.2	-	-	-	-
c. Changes in inventories of finished goods, work-in-progress and stock-in-trade	22.3	-	-	-	-
d. Employee benefits expense	23	-	-	-	-
f. Other expenses	24	67,351.51	100,051.18	4,122,109.01	5,876,528.72
<b>Total Expenses</b>		<b>67,351.51</b>	<b>2,804,229.38</b>	<b>4,122,109.01</b>	<b>164,707,048.14</b>
<b>3. Earnings before exceptional items, extraordinary items, interest, tax, depreciation and amortisation (EBITDA) (1 - 2)</b>		<b>(67,351.51)</b>	<b>282,055.92</b>	<b>(4,122,109.01)</b>	<b>16,566,618.50</b>
4. Finance Cost	25	5,283,032.70	1,134,891.28	323,337,010.09	66,658,096.34
5. Depreciation and amortisation expense	10	-	-	-	-
6. Other Income	26	401,760.00	1,955.00	24,588,883.80	114,827.37
<b>7. Profit / (Loss) before exceptional and extraordinary items and tax (3 - 4- 5 + 6)</b>		<b>(4,948,624.21)</b>	<b>(850,880.36)</b>	<b>(302,870,235.30)</b>	<b>(49,976,650.47)</b>
8. Exceptional Items		(142,905,779.21)	107,872,087.89	(8,746,250,496.17)	6,335,891,519.19
<b>8. Profit / (Loss) before tax (7 – 8)</b>		<b>137,957,155.00</b>	<b>(108,722,968.24)</b>	<b>8,443,380,260.88</b>	<b>(6,385,868,169.66)</b>
<b>9. Tax Expense</b>					
a Current tax expense for current year		-	27,738.30	-	1,629,215.33
b (Less): MAT credit (where applicable)		-	-	-	-
c Current tax expense relating to prior years		-	-	-	-
d Net current tax expense		-	27,738.30	-	1,629,215.33
e Deferred tax		-	-	-	-
		-	27,738.30	-	1,629,215.33
<b>10. Exchange Reserve Transfer</b>					
<b>11. Profit / (Loss) from continuing operations (11 + 12)</b>		<b>137,957,155.00</b>	<b>(108,750,706.54)</b>	<b>8,443,380,260.88</b>	<b>(6,387,497,384.99)</b>

*As per our report given date*  
For Amarnath Kamath & Associates  
Chartered Accountants  
(Firm Registration No. 000099S)



Sudhakar S. Prabhu  
Partner  
M.No:024015


Place: Bangalore  
Date:



**Strides Pharma Asia Pte Ltd Singapore**

**Schedules forming part of the Consolidated Balance Sheet**

	<b>Mar-15 USD</b>	<b>Mar-14 USD</b>	<b>Mar-15 INR</b>	<b>Mar-14 INR</b>
<b>SCHEDULE 1</b>				
<b>SHARE CAPITAL</b>				
<b>1. Authorised</b>				
a) Equity	-	-	-	-
b) Preference	-	-	-	-
<b>2. Issued, subscribed and paid-up</b>				
a) Equity	77.10	77.10	4,818.75	4,604.41
a) Preference	8,802,564.00	7,302,679.00	550,160,250.00	436,115,989.88
<b>Total</b>	<b>8,802,641.10</b>	<b>7,302,756.10</b>	<b>550,165,068.75</b>	<b>436,120,594.29</b>
<b>SCHEDULE 2</b>				
<b>RESERVES AND SURPLUS</b>				
<b>1. General Reserve</b>				
Opening Balance	-	-	-	-
Add: Transfer from Profit and loss account	-	-	-	-
Closing Balance	-	-	-	-
<b>2. Capital Reserve</b>				
Opening Balance	-	-	-	-
Add: Transfer from Profit and loss account	-	-	-	-
Closing Balance	-	-	-	-
<b>3. Securities Premium Account</b>				
Opening Balance	-	-	-	-
Add: Premium on Shares issued during the year	-	-	-	-
Add: Exchange Gain/(Loss) on Opening Balance	-	-	-	-
Less : Utilisation during the Year	-	-	-	-
Closing Balance	-	-	-	-
<b>4. Profit &amp; Loss Account</b>				
Opening Balance	(109,869,943.71)	(1,119,237.16)	(6,724,361,071.56)	(336,863,686.57)
Add:				
Exchange Gain/(Loss) on Pre Acquisition Profits				
Profit/(Loss) for the Year	137,957,155.00	(108,750,706.54)	8,443,380,260.88	(6,387,497,384.99)
Less:				
Proposed Dividend Equity Share Holders	34,151,830.00	-	2,090,191,605.50	-
Proposed Dividend Preference Share Holders	848,170.00	-	51,910,477.83	-
Tax on dividend	-	-	-	-
Transferred to :				
General Reserve	-	-	-	-
Capital Redemption reserve	-	-	-	-
Debenture Redemption reserve	-	-	-	-
Other reserves (Details)	-	-	-	-
Exchange Rate Differentials on Appropriations	-	-	-	-
Closing Balance	(6,912,788.71)	(109,869,943.71)	(423,082,894.01)	(6,724,361,071.56)
<b>5. Other Reserves (Please Specify and Link it from TB)</b>				
	(347,284.29)	(347,284.29)	(21,705,268.13)	(20,739,817.86)
<b>6. Exchange reserve (on consolidation)</b>				
	-	-	(8,966,400.37)	162,928,033.26
<b>Total</b>	<b>(7,260,073.00)</b>	<b>(110,217,228.00)</b>	<b>(453,754,562.50)</b>	<b>(6,582,172,856.16)</b>



Schedules forming part of the Consolidated Balance Sheet

a) Term Loans from Banks	-	-	-	-
b) Term Loans From Financial institutions	-	-	-	-
c) Loans and advances from related parties	-	-	-	-
d) Deposits	-	-	-	-
e) Long-term maturities of finance lease obligations	-	-	-	-
f) Other loans and advances	-	-	-	-

**Unsecured**

a) Term Loans from Banks	-	-	-	-
b) Term Loans From other parties	-	-	-	-
c) Loans and advances from related parties	-	-	-	-
d) Deposits	-	-	-	-
e) Long-term maturities of finance lease obligations	-	-	-	-
f) Other loans and advances	-	-	-	-

**Total**

-	-	-	-
---	---	---	---

Other Long Term Liabilities 4

a) Trade Payables:	-	-	-	-
b) Others:	-	-	-	-
(i) Payables on purchase of fixed assets	-	-	-	-
(ii) Contractually reimbursable expenses	-	-	-	-
(iii) Interest accrued but not due on borrowings	-	-	-	-
(iv) Interest accrued on trade payables	-	-	-	-
(v) Interest accrued on others	-	-	-	-
(vi) Trade / security deposits received	-	-	-	-
(vii) Advances from customers	-	-	-	-
(viii) Income received in advance (Unearned revenue)	-	-	-	-
(ix) Others (specify nature)	-	-	-	-

**Total**

-	-	-	-
---	---	---	---

Long Term Provisions 5

a) Provision for employee benefits:	-	-	-	-
(i) Provision for compensated absences	-	-	-	-
(ii) Provision for gratuity	-	-	-	-
(iii) Provision for Deferred Employee Compensation	-	-	-	-
(iv) Provision for other defined benefit plans	-	-	-	-
(v) Provision for other employee benefits	-	-	-	-
(b) Provision - Others:	-	-	-	-
(i) Provision for expenses long term	-	-	-	-
(ii) Other Long Term provisions	-	-	-	-
(iii) Provision for warranty	-	-	-	-
(iv) Provision for estimated losses on onerous contracts	-	-	-	-
(v) Provision for other contingencies	-	-	-	-
(vi) Provision - others (give details)	-	-	-	-

**Total**

-	-	-	-
---	---	---	---

Short Term Borrowings 6**Secured**

a) Loans repayable on demand from Banks	-	-	-	-
b) Loans repayable on demand from Financial Institutions	-	-	-	-
c) Loans and advances from related parties	-	-	-	-
d) Deposits	-	-	-	-
f) Other loans and advances	-	-	-	-

**Unsecured**

a) Loans repayable on demand from Banks	-	-	-	-
b) Loans repayable on demand from Other parties	-	-	-	-
c) Loans and advances from related parties	-	-	-	-
d) Deposits	-	-	-	-
f) Other loans and advances	-	-	-	-

**Total**

-	-	-	-
---	---	---	---



Schedules forming part of the Consolidated Balance SheetTrade Payables 7

Acceptances				
Other than Acceptances	1,737,766.69	311,689.05	108,610,418.13	18,614,070.10
	<u>1,737,766.69</u>	<u>311,689.05</u>	<u>108,610,418.13</u>	<u>18,614,070.10</u>

Other Current Liabilities 8


(a) Current maturities of long-term debt	54,500,000.00	-	3,406,250,000.00	-
(b) Current maturities of finance lease obligations	-	-	-	-
(c) Interest accrued but not due on borrowings	6,280.07	-	392,504.38	-
(d) Interest accrued and due on borrowings	-	-	-	-
(e) Income received in advance (Unearned revenue)	-	-	-	-
(f) Unclaimed dividends	-	-	-	-
(g) Other payables	-	-	-	-
(i) Statutory remittances	-	-	-	-
(ii) Payables on purchase of fixed assets	-	-	-	-
(iii) Contractually reimbursable expenses	-	-	-	-
(iv) Interest accrued on trade payables	-	-	-	-
(v) Interest accrued on others	-	-	-	-
(vi) Trade / security deposits received	-	-	-	-
(vii) Advances from customers	-	-	-	-
(viii) Others (specify nature) – Payable to Group Companies	31,110,562.55	82,979,040.38	1,944,410,159.38	4,955,508,291.76
	<u>85,616,842.62</u>	<u>82,979,040.38</u>	<u>5,351,052,663.75</u>	<u>4,955,508,291.76</u>

Short Term Provisions 9

(a) Provision for employee benefits:				
(i) Provision for bonus	-	-	-	-
(ii) Provision for compensated absences	-	-	-	-
(iii) Provision for gratuity	-	-	-	-
(iv) Provision for post-employment medical benefits	-	-	-	-
(v) Provision for other defined benefit plans	-	-	-	-
(vi) Provision for other employee benefits (give details)	-	-	-	-
(b) Provision - Others:				
(i) Provision for tax (net of advance tax ' ____ (As at 31 Mar	50,991.21	169,114.85	3,186,950.63	10,099,539.05
(ii) Provision for premium payable on redemption of bonds	-	-	-	-
(iii) Provision for estimated loss on derivatives	-	-	-	-
(iv) Provision for warranty	-	-	-	-
(v) Provision for estimated losses on onerous contracts	-	-	-	-
(vi) Provision for other contingencies	-	-	-	-
(vii) Provision for proposed equity dividend	-	-	-	-
(viii) Provision for proposed preference dividend	-	-	-	-
(ix) Provision for tax on proposed dividends	-	-	-	-
(x) Provision - others (give details)	-	-	-	-
	<u>50,991.21</u>	<u>169,114.85</u>	<u>3,186,950.63</u>	<u>10,099,539.05</u>

1. NON CURRENT ASSETSLong Term Loans and Advances 13

(a) Capital advances				
Secured, considered good	-	-	-	-
Unsecured, considered good	-	-	-	-
Doubtful	-	-	-	-
Less: Provision for doubtful advances	-	-	-	-
(b) Security deposits				
Secured, considered good	-	-	-	-
Unsecured, considered good	-	-	-	-
Doubtful	-	-	-	-
Less: Provision for doubtful deposits	-	-	-	-
(c) Loans and advances to related parties				
Secured, considered good	-	-	-	-
Unsecured, considered good	-	-	-	-
Doubtful	-	-	-	-
Less: Provision for doubtful loans and advances	-	-	-	-
(d) Loans and advances to employees				
Secured, considered good	-	-	-	-
Unsecured, considered good	-	-	-	-
Doubtful	-	-	-	-
Less: Provision for doubtful loans and advances	-	-	-	-
(e) Prepaid expenses - Unsecured, considered good	-	-	-	-
(f) Advance income tax (net of provisions)	-	-	-	-
(h) Balances with government authorities				
Unsecured, considered good	-	-	-	-
(i) CENVAT credit receivable	-	-	-	-
(ii) VAT credit receivable	-	-	-	-
(iii) Service Tax credit receivable	-	-	-	-
(iv) Others	-	-	-	-
(i) Other loans and advances (specify nature)				
Secured, considered good	-	-	-	-
Unsecured, considered good	-	-	-	-
Doubtful	-	-	-	-
Less: Provision for other doubtful loans and advances	-	-	-	-
	<u>-</u>	<u>-</u>	<u>-</u>	<u>-</u>



**Other Non Current Assets 14**

(a) Long-term trade receivables				
Secured, considered good	-	-	-	-
Unsecured, considered good	-	-	-	-
Doubtful	-	-	-	-
Less: Provision for doubtful trade receivables	-	-	-	-
	-----	-----	-----	-----
(b) Unamortised expenses				
(i) Ancillary borrowing costs	-	-	-	-
(ii) Share issue expenses (where applicable)	-	-	-	-
(iii) Discount on shares (where applicable)	-	-	-	-
(c) Accruals				
(i) Interest accrued on deposits	-	-	-	-
(ii) Interest accrued on investments	-	-	-	-
(iii) Interest accrued on trade receivables	-	-	-	-
(d) Others				
(i) Insurance claims	-	-	-	-
(ii) Receivables on sale of fixed assets	-	-	-	-
(iii) Contractually reimbursable expenses	-	-	-	-
(iv) Others (specify nature)	-	-	-	-
	-----	-----	-----	-----

**2. CURRENT ASSETS****Inventories 16**

(a) Raw materials				
Goods-in-transit	-	-	-	-
(b) Work-in-progress				
Goods-in-transit	-	-	-	-
(c) Finished goods (other than those acquired for trading)				
Goods-in-transit	-	-	-	-
(d) Stock-in-trade (acquired for trading)				
Goods-in-transit	-	-	-	-
(e) Stores and spares				
Goods-in-transit	-	-	-	-
(f) Loose tools				
Goods-in-transit	-	-	-	-
(g) Others (Specify nature)				
Goods-in-transit	-	-	-	-
	-----	-----	-----	-----

**Trade Receivables 17**

Trade receivables outstanding for a period exceeding six months from the date they were due for payment				
Secured, considered good	-	-	-	-
Unsecured, considered good	-	-	-	-
Doubtful	-	-	-	-
Less: Provision for doubtful trade receivables	-	-	-	-
	-----	-----	-----	-----
Other Trade receivables				
Secured, considered good	-	-	-	-
Unsecured, considered good	-	-	-	-
Doubtful	-	-	-	-
Less: Provision for doubtful trade receivables	-	-	-	-
	-----	-----	-----	-----
<b>Total</b>	-----	-----	-----	-----

**Cash and Bank Balances 18****Cash and Cash Equivalents**

(a) Cash on hand	-	-	-	-
(b) Cheques, drafts on hand	-	-	-	-
(c) Balances with banks				
(i) In current accounts	2,695,049.61	499,018.03	168,440,600.63	29,801,356.47
(ii) In EEFC accounts	-	-	-	-
(iii) In deposit accounts	-	-	-	-
(iv) In earmarked accounts	-	-	-	-
- Unpaid dividend accounts	-	-	-	-
- Unpaid matured deposits	-	-	-	-
- Unpaid matured debentures	-	-	-	-
- Share application money received for allotment of securities and due for refund	-	-	-	-
- Other earmarked accounts	-	-	-	-
(d) Others (specify nature)	-	-	-	-

**Bank Balances**

- Balances held as margin money or security against borrowings	-	-	-	-
--	---	---	---	---

2,695,049.61	499,018.03	168,440,600.63	29,801,356.47
--------------	------------	----------------	---------------




Strides Pharma Asia Pte Ltd Singapore

	<u>Mar-15</u> USD	<u>Mar-14</u> USD	INR	<u>Mar-15</u> INR	<u>Mar-14</u> INR
<b>Short Term Loans and Advances 19</b>					
(a) Security deposits					
Secured, considered good	-	-		-	-
Unsecured, considered good	-	-		-	-
Doubtful	-	-		-	-
Less: Provision for doubtful deposits	-	-		-	-
(b) Loans and advances to related parties					
Secured, considered good	-	-		-	-
Unsecured, considered good	104,026,117.21	3,048,192.03		6,501,632,325.63	182,038,028.03
Doubtful	-	-		-	-
Less: Provision for doubtful loans and advances	-	-		-	-
(d) Loans and advances to employees					
Secured, considered good	-	-		-	-
Unsecured, considered good	-	-		-	-
Doubtful	-	-		-	-
Less: Provision for doubtful loans and advances	-	-		-	-
(e) Prepaid expenses - Unsecured, considered good	132,616.80	-		8,288,550.00	-
(f) Advance income tax (net of provisions)	-	-		-	-
(h) Balances with government authorities					
Unsecured, considered good					
(i) CENVAT credit receivable	-	-		-	-
(ii) VAT credit receivable	-	1,662.33		-	99,274.55
(iii) Service Tax credit receivable	-	-		-	-
(iv) Others	-	-		-	-
(i) Other loans and advances (specify nature)					
Secured, considered good	-	-		-	-
Unsecured, considered good	-	-		-	-
Doubtful	-	-		-	-
Less: Provision for other doubtful loans and advances	-	-		-	-
<b>Total</b>	<b>104,158,734.01</b>	<b>3,049,854.36</b>		<b>6,509,920,875.63</b>	<b>182,137,302.58</b>

**Other Current Assets 20**

(a) Unbilled Revenue	-	-		-	-
(b) Unamortised expenses					
(i) Ancillary borrowing costs	-	-		-	-
(ii) Share issue expenses (where applicable)	-	-		-	-
(iii) Discount on shares (where applicable)	-	-		-	-
(iv) Other Deferred Expenses	-	-		-	-
(c) Accruals					
(i) Interest accrued but not received /Interest receivable	-	-		-	-
(ii) Interest accrued on investments	-	-		-	-
(iii) Interest accrued on trade receivables	-	-		-	-
(d) Others					
(i) Insurance claims	-	-		-	-
(ii) Receivables on sale of fixed assets	-	-		-	-
(iii) Contractually reimbursable expenses	-	-		-	-
(iv) Others (specify nature)	-	-		-	-

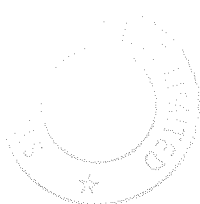




**Strides Pharma Asia Pte Ltd Singapore**

**Schedules forming part of the Consolidated Profit & Loss account**

	<u>For the year ended</u>			
	<u>31-Mar-15</u>	<u>31-Mar-14</u>	<u>31-Mar-15</u>	<u>31-Mar-14</u>
	<u>USD</u>	<u>USD</u>	<u>INR</u>	<u>INR</u>
<b><u>Revenue From Operations 21</u></b>				
Sale of products	-	3,086,285.31	-	181,273,666.64
Sale of Services	-	-	-	-
Other Operating Revenue	-	-	-	-
Less: Excise duty	-	-	-	-
<b>Revenue from Operations</b>	<b>-</b>	<b>3,086,285.31</b>	<b>-</b>	<b>181,273,666.64</b>
<b><u>Other Income 26</u></b>				
Exchange fluctuation gain (net)	401,745.18	-	24,587,976.77	-
Dividend Income	-	-	-	-
Net gain on sale of Investments	-	-	-	-
Profit on Sale / Disposal of assets	-	-	-	-
Interest Income	14.82	1,955.00	907.03	114,827.37
Other Non Operating Income	-	-	-	-
<b>Total</b>	<b>401,760.00</b>	<b>1,955.00</b>	<b>24,588,883.80</b>	<b>114,827.37</b>
<b><u>Cost Of Materials Consumed 22</u></b>				
Cost of Materials Consumed				
Opening stock	-	-	-	-
Add : Opening stock - Exchange Rate Difference	-	-	-	-
Add: Purchases	-	2,704,178.20	-	158,830,519.42
Less: Closing stock	-	-	-	-
Less: Closing stock - Exchange Rate Difference	-	-	-	-
<b>Total</b>	<b>-</b>	<b>2,704,178.20</b>	<b>-</b>	<b>158,830,519.42</b>
<b><u>INCREASE / (DECREASE) IN STOCK</u></b>				
i) Opening stock				
Work in process	-	-	-	-
Stock In Trade	-	-	-	-
Finished goods	-	-	-	-
ii) Closing stock				
Work in process	-	-	-	-
Stock In Trade	-	-	-	-
Finished goods	-	-	-	-
iii) Exchange Rate Difference on Stock Items				
<b>Total</b>	<b>-</b>	<b>-</b>	<b>-</b>	<b>-</b>
<b><u>Employee Benefit Expenses 23</u></b>				
Salaries and wages	-	-	-	-
Contribution to provident and other funds	-	-	-	-
Expense on employee stock option (ESOP) scheme	-	-	-	-
Staff welfare expenses	-	-	-	-
<b>Total</b>	<b>-</b>	<b>-</b>	<b>-</b>	<b>-</b>



**Strides Pharma Asia Pte Ltd Singapore**

**Schedules forming part of the Consolidated Profit & Loss account**

	For the year ended			
	31-Mar-15 USD	31-Mar-14 USD	31-Mar-15 INR	31-Mar-14 INR
<b>Other Expenses 24</b>				
Power, fuel & water	-	-	-	-
Consumables	-	-	-	-
Conversion & Processing charges	-	-	-	-
Excise duty paid	-	-	-	-
Freight & forwarding	-	-	-	-
Rent	-	-	-	-
Rates & taxes	-	-	-	-
Communication charges	-	-	-	-
Repairs & maintenance	-	-	-	-
- Buildings	-	-	-	-
- Machinery	-	-	-	-
- Others	-	-	-	-
Insurance	-	-	-	-
Traveling & conveyance	-	-	-	-
Advertisement & Selling expenses	-	-	-	-
Commission on sales	-	-	-	-
Legal and Professional fees	67,351.51	60,569.47	4,122,109.01	3,557,561.66
Other expenses	-	24,351.84	-	1,430,310.95
Cost of product rights transferred	-	-	-	-
Provision for doubtful debts	-	-	-	-
Exchange fluctuation Loss (Net of Gains)	-	15,129.87	-	888,656.11
<b>Total</b>	<b>67,351.51</b>	<b>100,051.18</b>	<b>4,122,109.01</b>	<b>5,876,528.72</b>
<b>Finance Cost 25</b>				
Bank charges & commission	280,167.52	17,071.07	17,147,069.38	1,002,673.42
Interest on Borrowings	830,942.00	-	50,856,073.98	-
Interest on Trade Payable	-	-	-	-
Other Interest Cost	-	-	-	-
Other Borrowing Cost – Guarantee Commission	4,171,923.18	1,117,820.20	255,333,866.73	65,655,422.91
<b>Total</b>	<b>5,283,032.70</b>	<b>1,134,891.28</b>	<b>323,337,010.09</b>	<b>66,658,096.34</b>



**Biddee Pharma Asia Pte Ltd Singapore**  
Schedules forming part of the Consolidated Balance Sheet

Note 10  
Fixed Assets & Intangible Assets

Particulars	GROSS BLOCK					DEPRECIATION/AMORTISATION					NET BLOCK	
	As on Jan 01, 2013	Consolidation adjustment	Additions During the year	Deletions During the year	As on Mar 31, 2014	Up to Dec 31, 2013	Consolidation adjustment	For the Year	Withdrawal on Deletions / Adjustments	Up to Mar 31, 2014	As on Mar 31, 2014	As on Dec 31, 2013
<b>Intangible Assets:</b>												
Freehold Land												
Leasehold Land												
Buildings												
Furniture & Fixtures												
Office Equipments & Computers												
Plant & Machinery												
Motor Vehicles												
Intangible Assets:												
Registrations & Brands												
Goodwill												
Software Licences												
<b>Total</b>												
<b>Previous year</b>												
Capital work in Progress												
Intangible assets under development												
<b>Grand Total</b>												

**INR**  
Schedules forming part of the Consolidated Balance Sheet

Note 10  
Fixed Assets & Intangible Assets

Particulars	GROSS BLOCK					DEPRECIATION/AMORTISATION					NET BLOCK	
	As on Jan 01, 2013	Consolidation adjustment	Additions During the year	Deletions During the year	As on Mar 31, 2014	Up to Dec 31, 2013	Consolidation adjustment	For the Year	Withdrawal on Deletions / Adjustments	Up to Mar 31, 2014	As on Mar 31, 2014	As on Dec 31, 2013
<b>Intangible Assets:</b>												
Freehold Land												
Leasehold Land												
Buildings												
Furniture & Fixtures												
Office Equipments & Computers												
Plant & Machinery												
Motor Vehicles												
Intangible Assets:												
Registrations & Brands												
Goodwill												
Software Licences												
<b>Total</b>												
<b>Previous year</b>												
Capital work in Progress												
Intangible assets under development												
<b>Grand Total</b>												

